



Kit 3 - DL31744N

### LIGHTWALL

Stand out from the crowd with an astonishing LightWall backlit display that will enchant, engage and energize your audience. This display combines seamless edge-to-edge imagery with true white LED lights for maximum graphic impact. The fabric graphic panels are lightweight, compact, durable, machine washable and custom-tailored to produce a wrinkle-free fit and finish. Bright white LED lights save energy and last up to 10,000 hours. All displays are backed by the industry's best lifetime warranty.



**CUSTOM  
MODULAR  
DISPLAYS**

Kit 1 - DL31748N



### 20FT - FUSION LightWall

**Size:** 10' D x 20' W x 8' H  
**Approximate Weights:**  
 Max Loaded: 900 lb  
 DIM: 650 lb  
**Casting:**  
 1 - RollMax Case - 60.50" x 34" x 56"

Estimated Price\*

Kit 2 - DL31746N



### 20FT - FUSION LightWall

**Size:** 10' D x 20' W  
**Approximate Weights:**  
 Max Loaded: 870 lb  
 DIM: 600 lb  
**Casting:**  
 1 - RollMax Case - 60.50" x 34" x 56"

Estimated Price\*

Kit 3 - DL31744N



### 20FT - FUSION LightWall

**Size:** 10' D x 20' W x 8.5' H  
**Approximate Weights:**  
 Max Loaded: 300 lb  
 DIM: 1865 lb  
**Casting:**  
 2 - FlatPack 300 - 14.02" x 29.72" x 52.56"  
 1 - Crate1180EL - 57.25" x 48" x 100"

Estimated Price\*

Kit 4 - ID61023N



### 20FT - FUSION LightWall

**Size:** 10' D x 20' W x 8' H  
**Approximate Weights:**  
 Max Loaded: 900 lb  
 DIM: 650 lb  
**Casting:**  
 1 - RollMax Case - 60.50" x 34" x 56"

Estimated Price\*

Kit 5 - ID60529N



### 20FT - FUSION LightWall

**Size:** 10' D x 20' W x 8.5' H  
**Approximate Weights:**  
 Max Loaded: 300 lb  
 DIM: 1865 lb  
**Casting:**  
 2 - FlatPack 300 - 14.02" x 29.72" x 52.56"  
 1 - Crate1180EL - 57.25" x 48" x 100"

Estimated Price\*

Kit 6 - ID60786N



### 20FT - FUSION LightWall

**Floor Size:** 10' D x 20' W  
**Approximate Weights:**  
 Max Loaded: 850 lb  
 DIM: 600 lb  
**Casting:**  
 1 - RollMax Case - 60.50" x 34" x 56"

Estimated Price\*



KIT 14 - DL31743N

## VERSAWALL

Distinctive in style with multi-functional capabilities, our VersaWall System hybrid displays blend our most popular presentation products into one power packed solution that will get you noticed on the show floor. Bring your brand to life with a trade show display that that's backed by an industry's best Lifetime Warranty.



**CUSTOM  
MODULAR  
DISPLAYS**

## KIT REFERENCE GUIDE

**Kit 7 - ID43204N**



### 20FT - FUSION VersaWall

**Size:** 10' D x 20' W  
**Approximate Weights:**  
 Max Loaded: 300 lb  
 DIM: 1865 lb  
**Casting:**  
 2 - FlatPack 300 - 14.02" x 29.72" x 52.56"  
 1 - Crate1180EL - 57.25" x 48" x 100"

Estimated Price\*

**Kit 8 - DL31742N**



### 20FT - FUSION VersaWall

**Size:** 10' D x 20' W  
**Approximate Weights:**  
 Max Loaded: 300 lb  
 DIM: 1865 lb  
**Casting:**  
 2 - FlatPack 300 - 14.02" x 29.72" x 52.56"  
 1 - Crate1180EL - 57.25" x 48" x 100"

Estimated Price\*

**Kit 9 - ID60907N**



### 20FT - FUSION VersaWall

**Size:** 10' D x 20' W  
**Approximate Weights:**  
 DIM: 1865 lb  
**Casting:**  
 1 - Crate950EL - 48" x 48" x 100"

Estimated Price\*

**Kit 10 - ID60497N**



### 20FT - FUSION VersaWall

**Floor Size:** 10' D x 20' W  
**Approximate Weights:**  
 DIM: 1020 lb  
**Casting:**  
 1 - Crate500TL - 25.50" x 48" x 100"

Estimated Price\*

**Kit 11 - ID60906N**



### 20FT - FUSION VersaWall

**Size:** 10' D x 20' W  
**Approximate Weights:**  
 DIM: 3290 lb  
**Casting:**  
 2 - Crate1180EL - 57.25" x 48" x 100"

Estimated Price\*


**Kit 12 - DL91641**



### 20FT - FUSION VersaWall

**Size:** 10' D x 20' W  
**Approximate Weights:**  
 Max Loaded: 850 lb  
 DIM: 600 lb  
**Casting:**  
 1 - RollMax Case - 60.50" x 34" x 56"

Estimated Price\*



KIT 20 - AB3010N

## VERSAWALL

Distinctive in style with multi-functional capabilities, our VersaWall System hybrid displays blend our most popular presentation products into one power packed solution that will get you noticed on the show floor.

## INSTAND

Our 20' hybrid Instand® display systems are engineered to adapt and change to your market challenges. Our hybrid trade show displays blend the strengths of our most popular product lines into a power packed presentation.



## CUSTOM MODULAR DISPLAYS

## KIT REFERENCE GUIDE

### Kit 14 - DL31743N



#### 20FT - FUSION VersaWall

**Size:** 10' D x 20' W  
**Approximate Weights:**  
 Max Loaded: 300 lb  
 DIM: 1865 lb  
**Casting:**  
 2 - FlatPack 300 - 14.02" x 29.72" x 52.56"  
 1 - Crate1180EL - 57.25" x 48" x 100"

Estimated Price\*

### Kit 15 - RT91343N



#### 20FT - FUSION VersaWall

**Size:** 10' D x 20' W  
**Approximate Weights:**  
 Max Loaded: 300 lb  
 DIM: 1865 lb  
**Casting:**  
 2 - FlatPack 300 - 14.02" x 29.72" x 52.56"  
 1 - Crate1180EL - 57.25" x 48" x 100"

Estimated Price\*

### Kit 16 - RT91342N



#### 20FT - FUSION VersaWall

**Size:** 10' D x 20' W  
**Approximate Weights:**  
 Max Loaded: 1500 lb  
 DIM: 1300 lb  
**Casting:**  
 1 - Wood Crate

Estimated Price\*

### Kit 17 - DL91341N



#### 20FT - FUSION VersaWall

**Floor Size:** 10' D x 20'  
**Approximate Weights:**  
 Max Loaded: 1500 lb  
 DIM: 1300 lb  
**Casting:**  
 1 - Wood Crate

Estimated Price\*

### Kit 18 - DL11742N



#### 20FT - FUSION VersaWall

**Size:** 10' D x 20' W  
**Approximate Weights:**  
 Max Loaded: 450 lb  
 DIM: 435 lb  
**Casting:**  
 3 - RollOne Case - 42" x 26" x 22"

Estimated Price\*

### Kit 19 - DL91642N




#### 20FT - FUSION VersaWall

**Size:** 10' D x 20' W  
**Approximate Weights:**  
 Max Loaded: 1300 lb  
 DIM: 965 lb  
**Casting:**  
 1 - RollMax Case - 60.50" x 34" x 56"  
 2 - FlatPack 300 - 14.02" x 29.72" x 52.56"  
 1 - RollOne Case - 42" x 26" x 22"

Estimated Price\*





KIT 23 - ID27775N

### INSTAND

The versatility of our Instand® custom portable displays allows you to have a display that works in a multiple sizes with components that can be mixed and matched to provide you a quality display that turns heads.

### INSTAND Foundation

This hybrid solution blends the Instand® display frame with a Foundation riser. Accessories such as LCD monitors, brochure holders and stand off graphic signs can be placed anywhere along its built-in front rail system.

### FABLite

FabLite is our most affordable portable fabric trade show display. The lightweight construction makes it easy to set-up, arrange, reposition and rotate FabLite to display different messages.



## CUSTOM MODULAR DISPLAYS

### Kit 20 - AB3010N



#### 20FT - FUSION Instand

**Floor Size:** 10' D x 20' W  
**Approximate Weights:**  
 Max Loaded: 850 lb  
 DIM: 600 lb  
**Casting:**  
 1 - RollMax Case - 60.50" x 34" x 56"

Estimated Price\*

### Kit 21 - ID60967N




#### 20FT - FUSION Instand

**Floor Size:** 10' D x 20' W  
**Approximate Weights:**  
 Max Loaded: 750 lb  
 DIM: 655 lb  
**Casting:**  
 2 - FlatPack 300 - 14.02" x 29.72" x 52.56"  
 3 - RollOne Case - 42" x 26" x 22"

Estimated Price\*

### Kit 22 - DL11104



#### 20FT - FUSION Instand Foundation

**Floor Size:** 10' D x 20' W  
**Approximate Weights:**  
 Max Loaded: 300 lb  
 DIM: 290 lb  
**Casting:**  
 2 - RollOne Case - 42" x 26" x 22"

Estimated Price\*

### Kit 23 - ID27775N



#### 20FT - FUSION Instand Foundation

**Floor Size:** 10' D x 20' W  
**Approximate Weights:**  
 Max Loaded: 896 lb  
 DIM: 660 lb  
**Casting:**  
 5 - FlatPack 300 - 14.02" x 29.72" x 52.56"  
 2 - Rolluxe Case - 41.75" x 16" x 16"

Estimated Price\*

### Kit 24 - DL11741N



#### 20FT - FUSION FabLite

**Floor Size:** 10' D x 20' W  
**Approximate Weights:**  
 Max Loaded: 300 lb  
 DIM: 290 lb  
**Casting:**  
 2 - RollOne Case - 42" x 26" x 22"

Estimated Price\*